

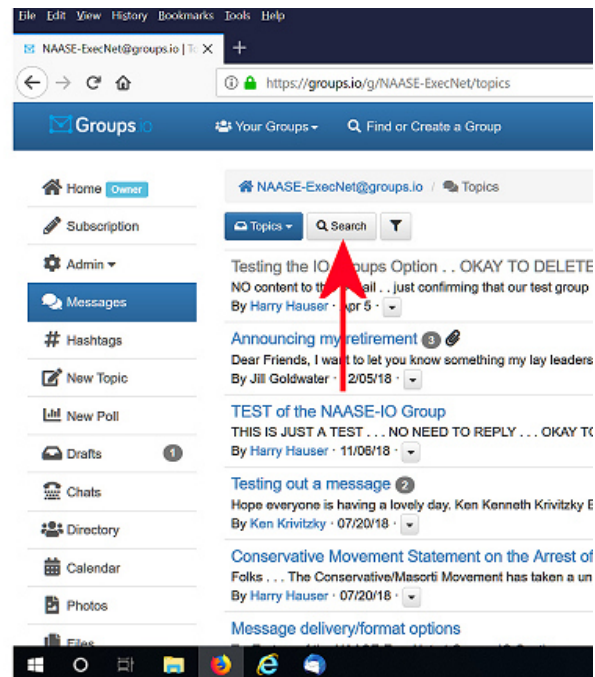
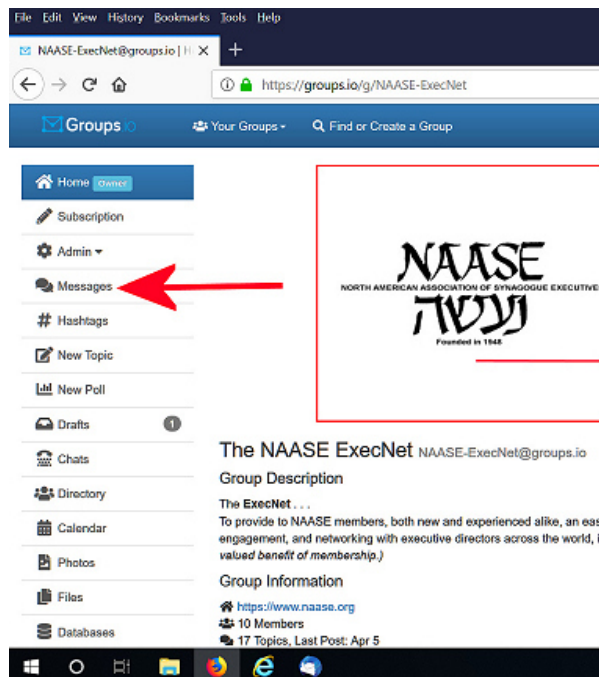


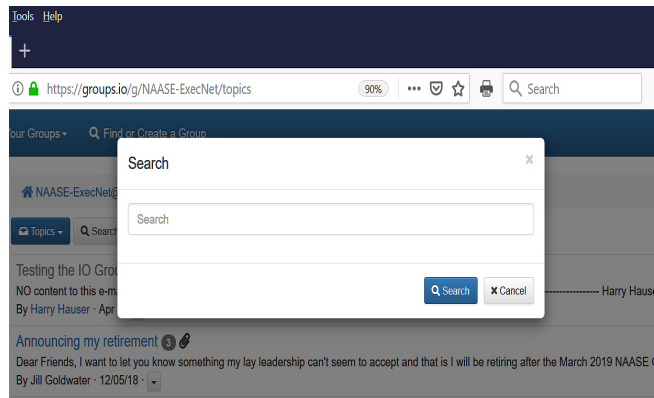
Searching the NAASE ExecNet Archives

For a full description of all ExecNet procedures, be sure to see the “Welcome to the ExecNet” brochure.

The archives of the previous ExecNet format are no longer active. This note pertains to the new archives being developed on this new platform, since June 3, 2019. All messages sent through the ExecNet are automatically archived and searchable by all subscribers.

Once you’ve logged in to <https://groups.io/g/ExecNet>, there is an option on the left column near the top, that says **MESSAGES**. That takes you to the list of all past messages. Then, a rectangular box near the top of the message list says **SEARCH**. Clicking there opens the dialogue box into which you enter the search term(s) you seek. (See the screen shots below.)





Personal preference in search lists . . .

Near the top of the message list will be a blue box marked TOPICS. It will provide you with the option to view only the headers to all messages, or to see the full messages, one under the other in chronological sequence.